

TAM 9.0
Overview

Product Management

APPLIED SYSTEMS
The power to make you more profitable.

This information is proprietary and prepared by Applied Systems, Inc. solely for the use of our clients.
It is not to be distributed to any 3rd party without Applied Systems' prior written consent.

Product Management

APPLIED SYSTEMS
The power to make you more profitable.

Customer Overview

TAM 9.0

Product Management

APPLIED SYSTEMS
The power to make you more profitable.

Activity Note Expansion

- Multiple notes per activity
- Increased security for activity notes
- Notes are time-stamped
- Description expanded to 80 characters
- Notes are explicitly connected to their activities, minimizing synchronization issues
- Spell check

Product Management

APPLIED
SYSTEMS
The power to make you more profitable.

Activity Note Expansion

- Up to 1000 notes or 260,000 characters per activity
- Client Print: List output is a summary, single activity output includes notes for that activity
- Reports can generate list of activities with all notes
- Limited Revise rights allow adding notes

Product Management

APPLIED
SYSTEMS
The power to make you more profitable.

Sample Activity Detail

Activity Detail

Entered	06/25/2007 00:34 AM	Elan	REF	Referral
Operator	MBC4 Michael FourCharacter	Type	MEDH	Michael Personal
Category	JAPPD Appointment	CSN	M4	Maria Hogan
Description	Appointment	Company	RLC	Blue Cross/Blue Shield
Amount	0.00	Producer	DM	Dennis Murphy
Add Note	<input type="text"/>			
Existing	MBC4 06/25/07 08:18 AM elect note MBC 06/25/07 08:16 AM second note, added by a different operator			
Who	MBC4 Michael FourCharacter	Follow Up	06/25/2007	Monday
Action	NO No further action	On	06/25/2007	

Options Cancel

Barcode Generator Enhancements

- Activity is now optional
- Expanded activity Description
- Ability to add the activity note
- Option to add the activity in "closed" status

Product Management

APPLIED SYSTEMS
The power to make you more profitable.

Barcode Generator

The screenshot shows a software window titled "Activity Information". It contains a checked checkbox for "Add Activity". Below this are three input fields: "Category" with the value "ATCH", "Description" with the value "File Attached", and "Note" which is an empty text area. At the bottom right of the window is an unchecked checkbox labeled "Closed".

Product Management

APPLIED SYSTEMS
The power to make you more profitable.

More Barcode Generator Changes



- WHO to Follow Up is operator ID of the user generating the barcode, not the person scanning
- Ability to select printer at the time of barcode generation
- Barcode Generator stays open after printing when launched from Homebase or Utility Manager

Product Management

APPLIED SYSTEMS
The power to make you more profitable.

WHO Codes and Operator IDs

- WHO codes and operator IDs can now be up to four characters
- WHO codes can be "disabled" and will not appear in lookups
- Operator ID rename utility is not yet available
- Disabling WHO codes will not affect open activities until they are revised - then a valid, active WHO code will be required

Define Who to Follow-Up Codes

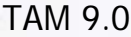
Defined Who to Follow-Up Codes



Code	Description
LMC4 TAM_USER	Lisa Coleby
M1 TAM_USER	Merf Williams
M2 TAM_USER	Michael Cronin
M22 TAM_USER	M22 M22
M3 TAM_USER	Mike G
M3C TAM_USER	MIKEC3-OPID CORUM
MBC	Michael Cronin
MBC TAM_USER	Michael ThreeCharacter3
MBC3 TAM_USER	MBC3 MBC3
MBC4 TAM_USER	Michael FourCharacter
MBC4 TAM_USER	Michael Four Character
MC TAM_USER	Mike Corum
MC04 TAM_USER	Mike 4-OPID Corum
MC50 TAM_USER	MBC50 MBC50
MCS1 TAM_USER	MBC51 MBC51
MCS2 TAM_USER	MBC52 MBC52
MCS3 TAM_USER	MBC53 MBC53

Add Revise Delete

Cancel Disabled



Policy/Interface Overview



TAM 9.0 Policy / Interface

- Rewrite Commercial Print (US)
- Security for Issued (Printed) Certificates (US)
- Import and Export Certificate Holders
- Claims Download (US)

Import / Export Certificate Holders



Business Requirements

- More efficient workflow for adding holders to certificates
- Insured gives the broker a certificate holders Excel spreadsheet
 - Time consuming entering holders in TAM
- Broker needs the ability to export holders at renewal time
 - Insured removes and adds holders as necessary






General Information

- Uses functionality based on the existing Import and Export Prospects utility
- User creates Data Definitions
 - Identifies which spreadsheet columns are Imported / Exported
- Import / Export holders utility accessed from within any Certificate

Import / Export Holder Setup

- Data Definitions defines which Excel spreadsheet columns to Import or Export.
- Fields must be in the same order as spreadsheet columns.
- Blank or extra columns must be defined as None
- Same Data Definitions can be used to Import and Export
- Does not affect Universal Holder file
 - Holder code not available to Import/Export
 - Canadian TAM - Print Selected
 - Currently uses the holder code and can only select 6 holders to print.
 - Currently all holders will print if the holder does not have a holder code.
 - Redesign is necessary to print selected holders

Import Holders

If Holders already exist on the Certificate a warning message appears



While importing holders, the following counter is displayed






Export Holders

- Workflow and UI's basically the same as Import Holders
- If the Path and Filename to Export already exists the following message appears






Import / Export Holders

DEMO

Product Management

APPLIED SYSTEMS
The power to make you more profitable.

Claims Download

- What does this mean?
 - Building on TAM's overall claims processing ability
- Downloading of Summary Information

Product Management

APPLIED SYSTEMS
The power to make you more profitable.

Accounting Overview

TAM 9.0

Product Management

APPLIED SYSTEMS
The power to make you more profitable.

.NET Migrations

- Apply Debits to Credits
 - Check Book Reconciliation
 - Check Printing
 - Close-Day
 - Company Reconciliation
 - Invoice Printing
 - Invoice Search Utility
 - Journal Entries
 - J/E Between Clients
 - J/E Between Items
 - Validate Client Balances
 - Void Vouchers
 - Write Offs
- Provides expanded views and sort capability for time efficient workflows

Product Management

APPLIED SYSTEMS
The power to make you more profitable.

Check Book Reconciliation

Reference	Date	Description	Amount	Paid
1167	05/22/2007	12410	0.00	
1167	05/22/2007	NET	12,500.00	
1168	05/22/2007	NET	232.25	
1169	05/22/2007	NET	6,236.00	
1170	06/20/2007	NET	490.00	
1171	06/20/2007	NET	219.00	
1172	06/20/2007	NET	470.00	
1173	06/20/2007	NET	6,000.00	
1174	06/20/2007	NET	180.00	
1175	06/20/2007	NET	500.00	
1176	06/20/2007	NET	1,100.00	
1177	06/20/2007	NET	1,100.00	
1178	06/20/2007	NET	1,100.00	
1179	06/20/2007	NET	1,100.00	
1180	06/20/2007	NET	1,100.00	
1181	06/20/2007	NET	1,100.00	
1182	06/20/2007	NET	1,100.00	
1183	06/20/2007	NET	1,100.00	
1184	06/20/2007	NET	1,100.00	
1185	06/20/2007	NET	1,100.00	
1186	06/20/2007	NET	1,100.00	
1187	06/20/2007	NET	1,100.00	
1188	06/20/2007	NET	1,100.00	
1189	06/20/2007	NET	1,100.00	
1190	06/20/2007	NET	1,100.00	

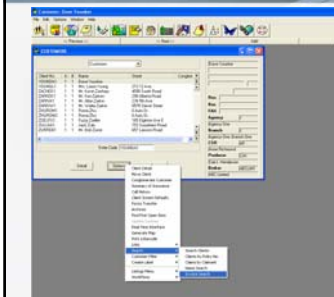
New features:

- Sort by column headers (Ex: payee)
- Multi-select items
- Listview refreshes when you switch journals

Product Management

APPLIED SYSTEMS
The power to make you more profitable.

Invoice Search



- Brought out into the options menu on the main client detail screen for easier accessibility
- Still remains in its previous place under account views
- Customer security rights needed to view invoice

Product Management

APPLIED SYSTEMS
The power to make you more profitable.

Invoice Search

- Also added to the Enter Cash Receipts screen:

The screenshot shows a software window titled "Entering Cash Receipts". It contains several input fields for "Journal Number", "Account", "Deposit Number", "Type", "Ref Number", "Account", "Schedule", "Check Number/Description", and "Amount". There are also buttons for "Single New", "Select New", "Sub Payment", and "Link on Account". At the bottom, there are buttons for "Cancel", "Begin Search" (circled in red), "New", "Accounting Date", and "Total Deposit".

Product Management

APPLIED SYSTEMS
The power to make you more profitable.

Security

- Increased security with bank numbers to comply with industry regulations
 - Security rights needed to see bank # on a printed deposit slip
 - Security rights needed to view bank # on a cash balance search
 - Bank # doesn't print on Cash Receipts Register

Product Management

APPLIED SYSTEMS
The power to make you more profitable.

More Than 99 Cash Journals

The screenshot shows a software window titled "Chart of Accounts Maintenance" with a sub-window "Cash Journal". It has fields for "Cash Journal", "Account Number", "Account Title", "Bank Account Number", "Last Check Number", "Last Deposit Number", "Last Month Number", and "Last Check Printed". There are also sections for "Available Agencies" and "Selected Agencies". The "Account Title" field is circled in red.

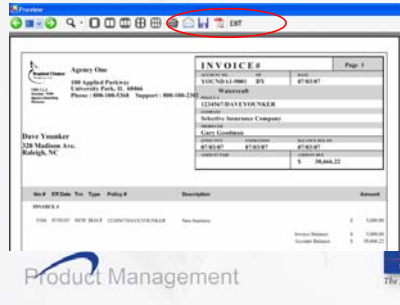
- Can now set up more than 99 cash journals with alphanumeric journals available

Product Management

APPLIED SYSTEMS
The power to make you more profitable.

Invoice Printing

- New options for invoices (like in receipts):




The screenshot shows a software window titled 'Invoice' with a toolbar at the top. A red circle highlights the 'Print' and 'Email' icons. The main area displays an invoice for 'W. J. YANKEER' with various details and a table of items. The bottom of the window features the 'Product Management' logo and the 'APPLIED SYSTEMS' logo with the tagline 'The power to make you more profitable.'

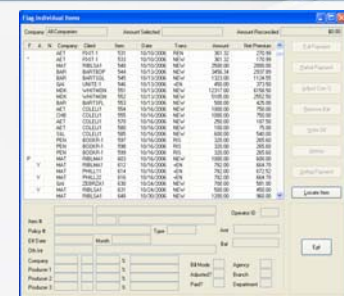
- Email
- Save to a PDF
- View with Adobe

Company Reconciliations

- The following were migrated:
 - Agency Bill
 - Company Statements
 - Account Current
 - Quick Company Statement
 - Direct Bill
 - Company Statements
- Record Commissions was NOT migrated.

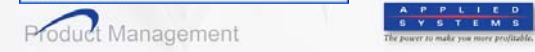


Company Reconciliations





The screenshot shows a window titled 'Log Individual Items' with a table of data. The table has columns for Agency, Date, Type, Amount, and Date/Printer. The data includes various entries with dates ranging from 10/10/2008 to 10/10/2009. The bottom of the window features the 'Product Management' logo and the 'APPLIED SYSTEMS' logo with the tagline 'The power to make you more profitable.'

The screen has been expanded to display more items.

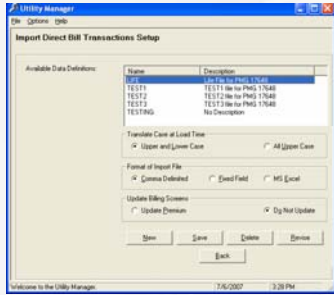


Import Direct Bill Transactions



- Mostly needed for Life & Health business
- Works with all three direct bill reconciliation methods

Import DB Trans – Data Definitions





- The import uses data definitions which must be setup in the Utility Manager.
- The setup is similar to the Import and Export Prospects utility.

Import DB Trans - Fields

- Required Fields:**
 - Transaction Amount
 - Policy Number
 - Effective Date
 - Expiration Date

(Only one of the dates is required.)
- Optional Fields:**
 - Transaction Description
 - Transaction Effective Date
 - Transaction Date
 - Transaction Type
 - Agency Commission Percentage
 - Agency Commission Amount

VOID Check Example



Product Management

APPLIED SYSTEMS
The power to make you more profitable.

Customize Check Format

Customize check output gives the ability to:

- Setup and use multiple outputs such as 3 part check stock, unique setup per journal
- Add an image to check output
- Change font style & size per field
- Add text to print on every check
- Move, copy, or delete fields that print

Product Management

APPLIED SYSTEMS
The power to make you more profitable.

Questions?

Product Management

APPLIED SYSTEMS
The power to make you more profitable.
